

Unity Gain, Broad-banded, Omnidirectional Base Station Antenna for the 80 MHz Band

DESCRIPTION

- CXL 4-2C/... is a 0 dBd gain, omnidirectional rod-type base station antenna for the 80 MHz band.
- The 80 MHz-band is covered in 4 frequency segments: 66 - 80 MHz, 70 - 84 MHz, 74 - 88 MHz and 88 - 108 MHz.
- CXL 4-2C/... is designed for fixation on supporting tubes with outer diameter between 27 mm and 65 mm.
- The construction of the mount makes it possible to lead the cable either inside or along the outside of the mast tube.
- A glass fibre tube completely encloses the carefully designed radiating element to ensure long dependable service in all climates.
- Atmospheric discharges are immediately led to ground as all metal parts are DC-connected. Consequently, the antenna shows a DC-short across the coaxial cable.
- This antenna is used where reliability is of utmost importance. A long lifetime has been taken into consideration when designing this antenna – it is sturdy and strong.



SPECIFICATIONS

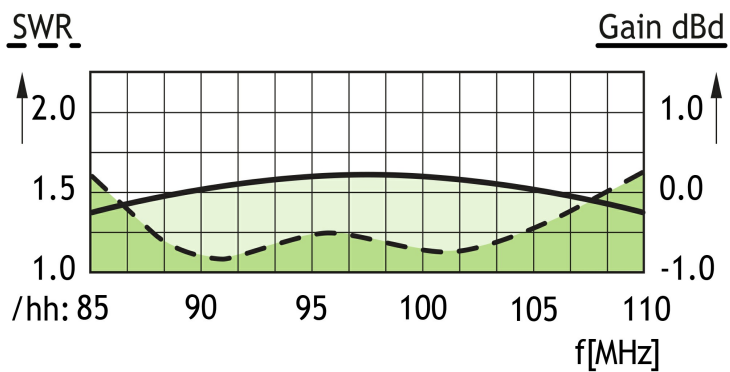
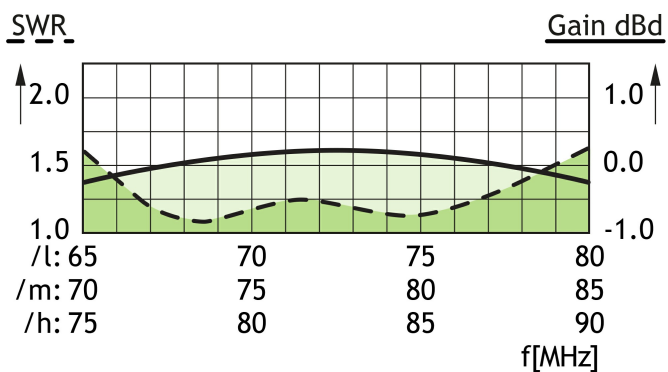
Electrical	
Model	CXL 4-2C/...
Frequency	Models within 66 - 108 MHz (see model survey)
Antenna Type	Coaxial dipole, broad-banded
Max. Input Power	600 W
Polarisation	Vertical
Pattern Type	Omnidirectional
3 dB Beamwidth, E-Plane	80 °
3 dB Beamwidth, H-Plane	Omnidirectional
Impedance	50 Ω
Gain	0 dBd (2.2 dBi)
VSWR	< 1.6:1
Bandwidth	14 - 20 MHz dep. of model
Antistatic Protection	All metal parts DC-grounded (Connector shows a DC-short)
HCM Code(s)	HCM000ND00, 030DE00

Mechanical	
Connection(s)	N(f)
Materials	Radiating part : Glass fibre, polyurethane-lacquered Mast clamp : Seawater-resistant aluminium, epoxy-coated
Colour	White (RAL 9003)
Wind Area	0.15 sq. m / 1.61 sq. ft
Wind Load	190 N (160 km/h)
Height	Approx. 3100 mm / 122.05 in.
Weight	Approx. 4.5 kg / 9.92 lb.
Mounting	On 27 - 65 mm dia. mast tube

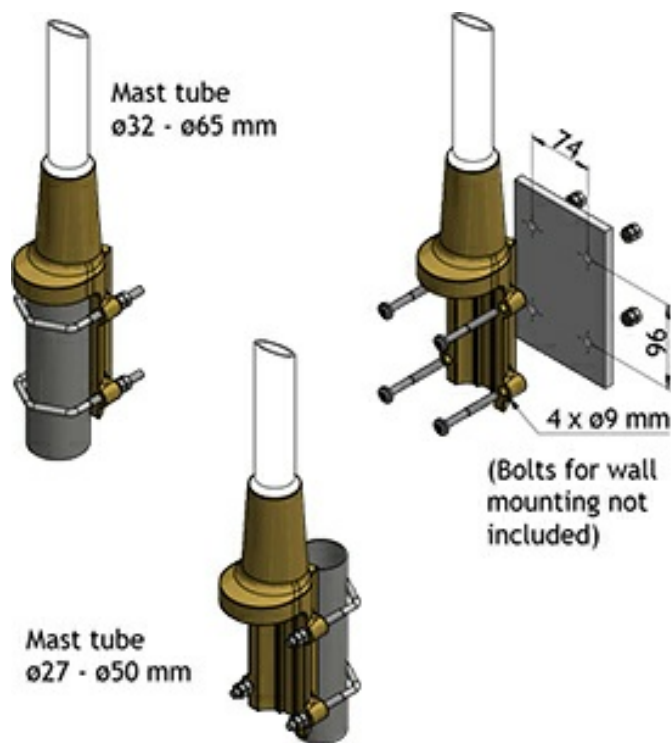
ORDERING

Model	Product No.	Frequency
CXL 4-2C/l	100000059	66 - 80 MHz
CXL 4-2C/m	100000058	70 - 84 MHz
CXL 4-2C/h	100000057	74 - 88 MHz
CXL 4-2C/hh	100000470	88 - 108 MHz

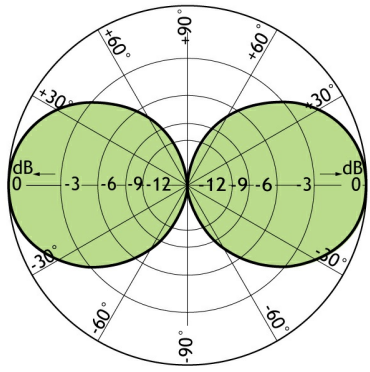
TYPICAL GAIN AND VSWR CURVE



MULTI-PURPOSE MOUNTING BRACKET



TYPICAL RADIATION PATTERN (E-PLANE)



TYPICAL RADIATION PATTERN (H-PLANE)

