

Collinear, 5 dBd Base Station and Marine Antenna with 12 degrees electrical downtilt

DESCRIPTION

- CXL 70-5C/T-12/... is a 5 dBd, vertically polarized, omnidirectional base station and marine antenna, covering the 380 – 470 MHz band.
- The antenna is provided with our type “C” universal fixation bracket made of epoxy-coated, seawater-resistant aluminium. The accompanying U-bolts and fittings are made of stainless steel.
- CXL 70-5C/T-12/... can be mounted on 27 to 65 mm dia. mast tubes and it is possible to lead the cable either along the inside or on the outside of the mast tube.
- The carefully designed radiating element is sealed in a high-quality, conical glass fibre tube with low wind-load, ensuring a performance undisturbed by corrosive environments.
- To substantially reduce noise caused by atmospherical discharges, all metal parts in the antenna are DC-grounded. Consequently, the antenna shows a DC-short across the coaxial cable.
- The exceptional mechanical capabilities of this antenna ensure long dependable service in all environments.



SPECIFICATIONS

Electrical	
Model	CXL 70-5C/T-12/...
Frequency	380 - 470 MHz
Antenna Type	Collinear, broad-band
Max. Input Power	250 W
Polarisation	Vertical
Pattern Type	Omnidirectional
3 dB Beamwidth, E-Plane	18 °
3 dB Beamwidth, H-Plane	Omnidirectional
Electrical Tilt	12 °
Impedance	50 Ω
Gain	5 dBd (7.2 dBi)
VSWR	< 1.5:1
Bandwidth	20 MHz
Antistatic Protection	All metal parts DC-grounded (Connector shows a DC-short)
HCM Code(s)	HCM000ND00, 170PM30

Mechanical	
Connection(s)	N(f)
Materials	Shroud : Polyurethane-coated glass fibre Mounting bracket : Seawater resistant aluminium, epoxy-coated Clamps : Stainless steel
Colour	White (RAL 9003)
Wind Area	0.161 sq. m / 1.73 sq. ft
Wind Load	187 N (160 km/h)
Dia. At Top End	40 mm / 1.57 in.
Dia. At Bottom End	40 mm / 1.57 in.
Height	Approx. 3200 mm / 125.98 in.
Weight	Approx. 4.5 kg / 9.92 lb.
Mounting	On 27 - 65 mm / 1.06 - 2.56 in. dia. mast tube

Environmental	
Operating temperature range	-35 °C to +70 °C
Survival Wind Speed	200 km/h
Ingress Protection	IP66

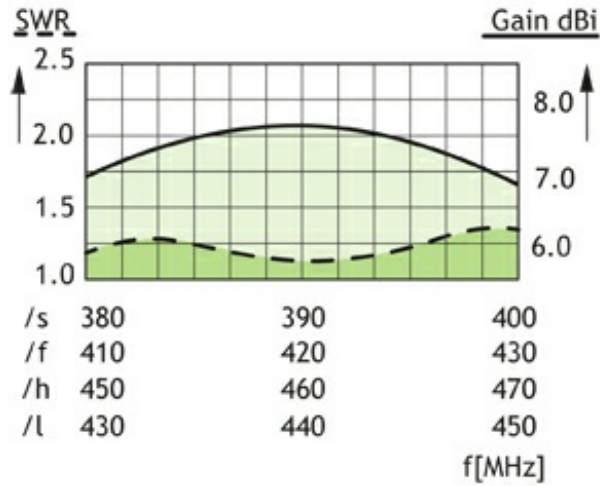
ORDERING

Model	Product No.	Frequency
CXL 70-5C/T-12/s	100000460	380 - 400 MHz
CXL 70-5C/T-12/f	100000618	410 - 430 MHz
CXL 70-5C/T-12/l	100000598	430 - 450 MHz
CXL 70-5C/T-12/h	100000489	450 - 470 MHz

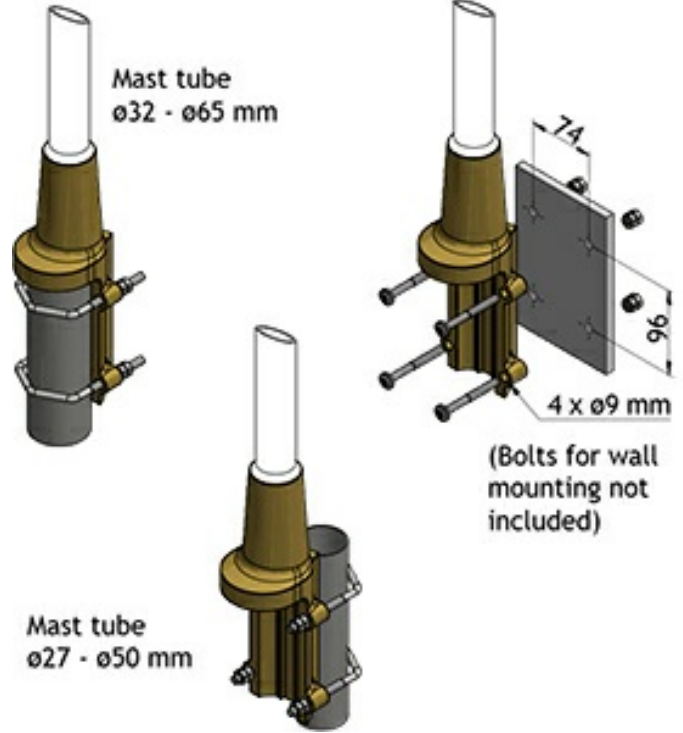
PLEASE NOTE

The average gain is 7 dBi within the frequency band for 12° electrical downtilt. Other electrical downtilt available on request.

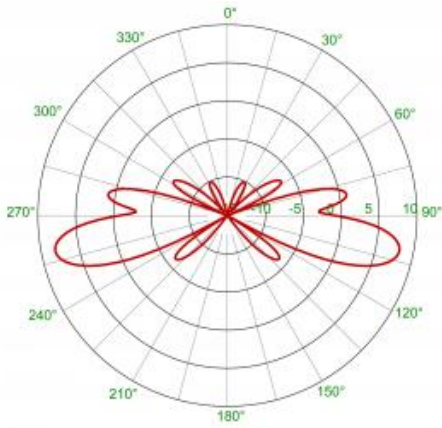
TYPICAL GAIN AND VSWR CURVE



MULTI-PURPOSE MOUNTING BRACKET



TYPICAL RADIATION PATTERN (E-PLANE)



TYPICAL RADIATION PATTERN (H-PLANE)

