

50 W Diplexer for the 0 - 400 MHz and 440 - 520 MHz Ranges

BESCHREIBUNG

- Diplexer for combining or splitting the two ranges 0 – 400 MHz and 440 – 520 MHz.
- Elliptical filter design ensures high isolation across the entire pass ranges.
- High power handling capability.
- Low insertion loss.
- Low weight.
- Wide temperature range.
- Milled aluminium box ensures extraordinarily high mechanical strength.
- Black vinyl-coated to prevent corrosion.
- N-connectors on all ports (standard).
- Also available with SMA-, TNC- or BNC- connector types.



SPEZIFIKATIONEN

Elektrisch DE	
Modell	PRO-DIPX 400/440-... XS
Frequenz	COM - LOW port : 0 - 400 MHz COM-HIGH port : 440 - 520 MHz
Max. Eingangsleistung	50 W CW, simultaneously on both HIGH and LOW port
Einfügedämpfung	0 - 400 MHz : ≤ 1.0 dB 440- 520 MHz : ≤ 1.0 dB
Impedanz	50 Ω
Isolierung	LOW to HIGH port : ≥ 40 dB
VSWR	$< 1.5:1$

Mechanisch DE	
Anschlussstyp	N(f), SMA(f), TNC(f) or BNC(f)
Abmessungen	103 x 80 x 31 mm (incl. connectors and flanges)
Gewicht	ca. 0.31 kg
Montage	4.3 mm dia. (4 holes)

Umwelt	
Betriebstemperaturbereich	-30 °C to +60 °C
IP Schutzklasse	IP64

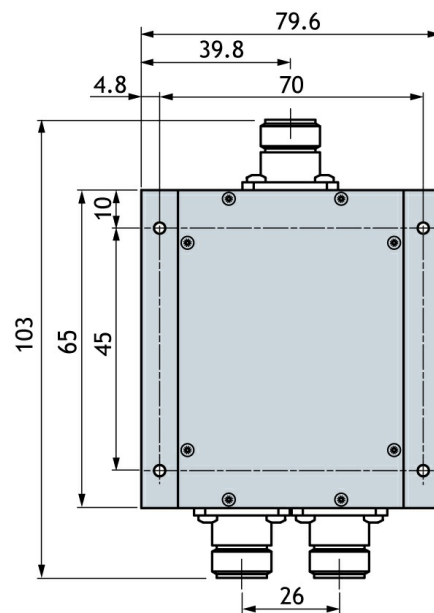
NOTE

* Temperature on box surface. Adequate cooling to keep max. temperature below +60 °C must be provided.

BESTELLUNG

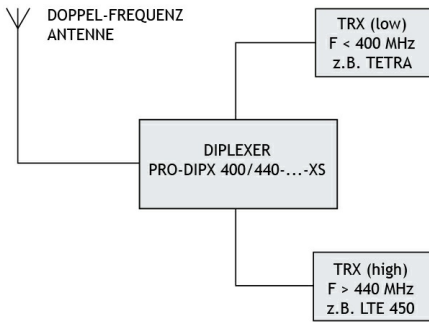
Modell	Produkt Nr
PRO-DIPX 400/440-N XS	200002525
PRO-DIPX 400/440-SMA XS	200002534
PRO-DIPX 400/440-TNC XS	200002535
PRO-DIPX 400/440-BNC XS	200002536

MONTAGEHINWEISE



Alle Abmessungen in mm.

INSTALLATION



The PRO-DIPX 400/440-... makes it possible to use only one antenna for the operation of two transceivers (one in each range). See the figure. The antenna must be a dual-frequency antenna, i.e. it must be resonant on the actual frequencies in the two bands.

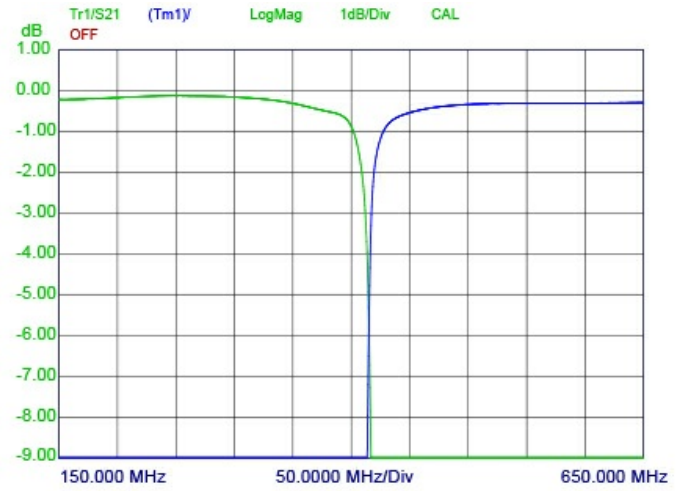
The transceivers may be used independently and will have no degrading influence on each other. Typically, the diplexer is installed next to the transceivers and only one cable is used between the diplexer and the antenna. The diplexer is suitable both for base station and mobile use.

The main tasks of the diplexer are to protect the individual receiver input from being destroyed by the transceiver in the contrary band and to ensure a low-loss path between the transceiver and the antenna which is not loaded by the other branch.

The diplexer can be operated together with any set of transceivers operating within the 0 - 400 MHz and 440 - 520 MHz frequency bands. Dual-frequency antennas are available for both mobile and base station applications.

TYPISCHER KURVENVERLAUF

Insertion Loss [dB]



Port Attenuation [dB]

