


Collinear 4 dB Mobile Antenna for the 900 MHz Band

DESCRIPTION

- > 4 dB mobile antenna with black-chromed, stainless steel whip.
- > Models available for the most common 900 MHz cellular networks.
- > Stainless steel LX-mount – professional quality in elegant and smooth design.
- > Especially suited for roof-mounting.
- > Provided with FME-connection (supplied without cable).
- > Bendable section in mount for adjustment of whip (tiltable 15° by hand).
- > Installation with access from the outside only (requiring an 18 mm dia. hole).



SPECIFICATIONS

Electrical	
Model	MU 904-LX/...
Frequency	900 MHz band covered by three models
Antenna Type	Collinear mobile antenna
Max. Input Power	60 W
Polarisation	Vertical
Impedance	50 Ω
VSWR	≤ 1.3 @ f.res.
Bandwidth	≥ 40 @ VSWR ≤ 1.5 ≥ 80 @ VSWR ≤ 2.0
Gain (EIA RS-329-1)	4 dB

Mechanical	
Materials	Whip : Black-chromed stainless steel Black-chromed brass Mount : Stainless steel Brass Weather- and shockproof plastics
Cable	FME-cable to be ordered separately
Installation Torque	3.5 Nm max.
Colour	Black
Height	Approx. 300 mm / 11.81 in.
Weight	Approx. 0.048 kg / 0.11 lb.
Mounting	18 mm dia. hole

ORDERING

Model	Product No.	Frequency
MU 904-LX/l	130001164	824 - 894 MHz (EAMPS)
MU 904-LX/m	130001165	870 - 950 MHz (ETACS)
MU 904-LX/h	130001166	880 - 960 MHz (EGSM & NMT-900)

INSTALLATION

The LX-mount is especially suited for roof-mounting. It is recommended to mount the antenna at the centre of the roof to ensure the best omnidirectional coverage. Mounting can take place in an 18 mm dia. hole with access from the outside only. When cleaning the car in car-washing machines, the whip should be removed – a 9 mm fork spanner can be used. After wash, the whip is refitted and tightened lightly with the spanner. The mount is equipped with a bendable section ($\pm 15^\circ$) to make it possible to adjust the antenna to an upright position.

PLEASE NOTE

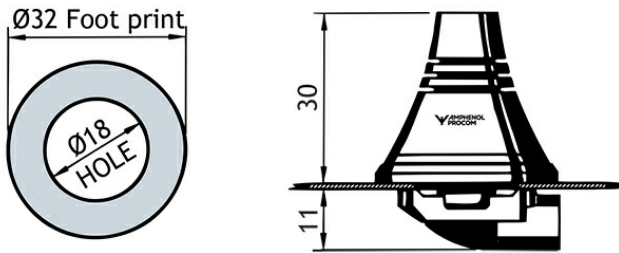
When tightening the revolving nut (see picture 4), special care must be taken to keep the spanner in the correct position.

3. TUNING

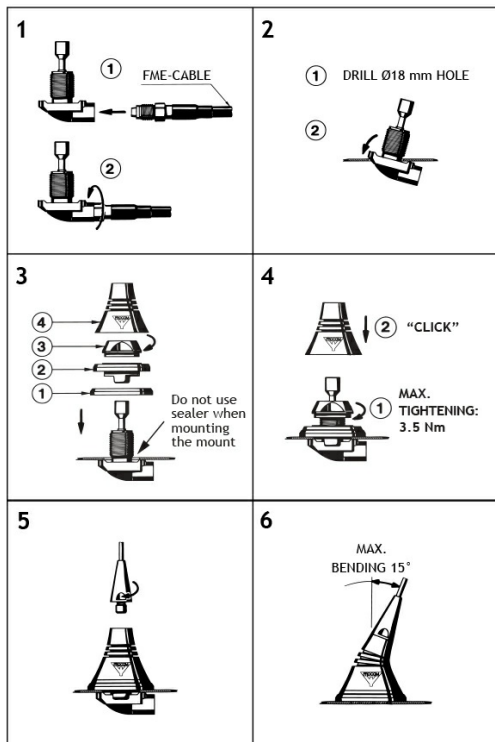
The antenna is delivered factory-tuned and requires no further tuning.

1. INSTALLATION DIMENSION

LX-MOUNT



2. INSTALLATION STEPS



Do not use sealer on rubber gasket or other places.

