

Sturdy, Unity-Gain, Omnidirectional Base Station Antenna for the International Aircraft Band

DESCRIPTION

- CXL 3-2C is a sturdy, 0 dBd, vertically polarized, omnidirectional base station antenna for the 110 - 140 MHz civil aircraft band.
- CXL 3-2C is extremely broad-banded – and it is most suitable for use on control towers etc., where reliability is of the utmost importance.
- The antenna is provided with our “C” mast bracket, which is a universal, epoxy-coated mounting bracket made of non-corrosive aluminium.
- The accompanying U-bolts and fittings are made of stainless steel.
- The antenna can be mounted on 27 to 65 mm dia. mast tubes, and it is possible to lead the cable either along the inside or on the outside of the mast tube.
- To substantially reduce noise caused by atmospherical discharges, all metal parts in the antenna are DC-grounded. Consequently, the antenna shows a DC-short across the coaxial cable.
- The broad-banded antenna element is completely enclosed in a glass fibre shroud, which will ensure performance undisturbed by corrosive environments.
- CXL 3-2C is constructed to ensure long dependable service in all climates.



SPECIFICATIONS

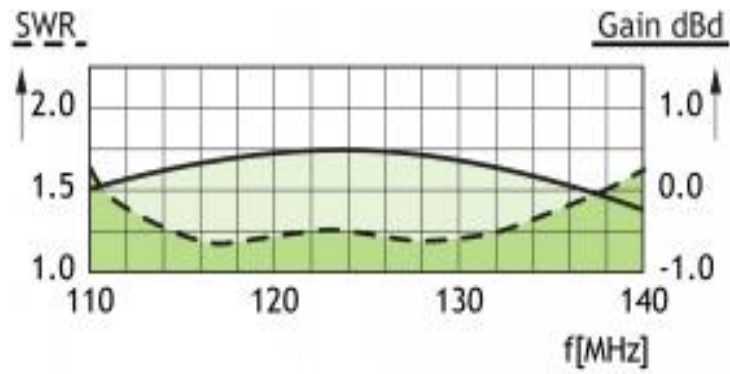
Electrical	
Model	CXL 3-2C
Frequency	110 - 140 MHz
Antenna Type	Coaxial dipole, broad-banded
Max. Input Power	500 W
Polarisation	Vertical
3 dB Beamwidth, E-Plane	80 °
3 dB Beamwidth, H-Plane	Omnidirectional
Impedance	50 Ω
Gain	0 dBd (2.2 dBi)
VSWR	< 1.6:1
Bandwidth	30 MHz
Antistatic Protection	All metal parts DC-grounded (Connector shows a DC-short)
HCM Code(s)	HCM000ND00, 040DE00
Mechanical	
Connection(s)	N(f)
Materials	Radome : Polyurethane-coated glass fibre Mounting bracket : Seawater resistant aluminium, epoxy-coated
Colour	White (RAL 9003)
Wind Area	0.12 sq. m / 1.29 sq. ft
Wind Load	152 N (160 km/h)
Height	Approx. 2300 mm / 90.55 in.
Weight	Approx. 3.6 kg / 7.94 lb.
Mounting	On 27 - 65 mm dia. mast tube

Environmental	
Operating temperature range	-30 °C to +70 °C
Survival Wind Speed	260 km/h

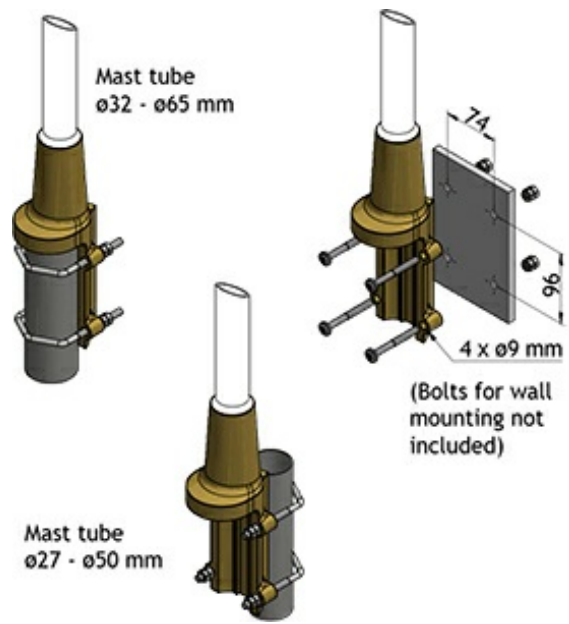
ORDERING

Model	Product No.
CXL 3-2C	100000076

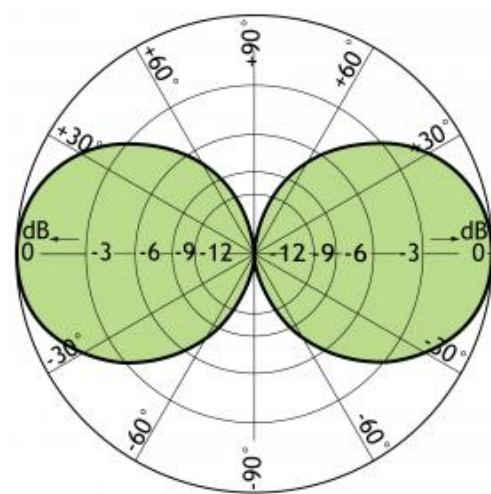
TYPICAL GAIN AND VSWR CURVE



MULTI-PURPOSE MOUNTING BRACKET



TYPICAL RADIATION PATTERN (E-PLANE)



TYPICAL RADIATION PATTERN (H-PLANE)

