

## 0-3 GHz

### DESCRIPTION

- Loads/terminations are matched to 50 ohms characteristic impedance. Matched loads provide a termination designed to absorb all the incident power with very little reflection. Terminations are used in a wide variety of systems; any port of a multi-port microwave device not involved in the measurement or in a system should be terminated in its characteristic impedance in order to ensure an accurate measurement.
- This series of coaxial loads has very low VSWR and is especially suitable for use with:
  - Power Hybrids.
  - Isolators.
  - Coaxial Transmission Lines.
  - Power Monitors.
  - Watt meters.
- The surface of the dummy loads is black anodized.



PRL 50W-7/16 + PRL 50W-N

PRL 75W-7/16 + PRL 75W-N



PRL 100W-SQ-7/16 + PRL 100W-SQ-N

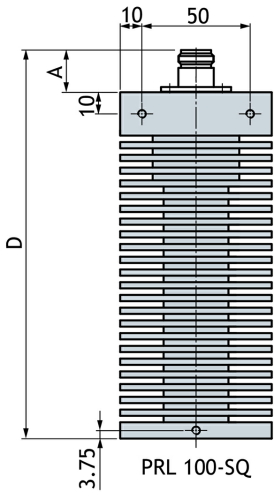
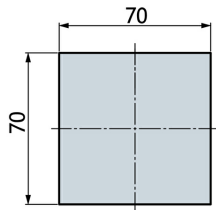
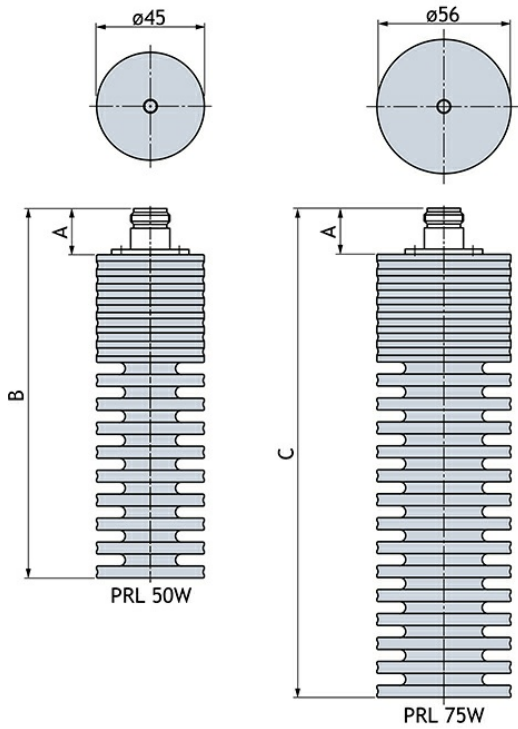
### SPECIFICATIONS

Electrical			
Model	PRL 50W	PRL 75W	PRL 100W SQ
Frequency	0 - 3000 MHz		
Max. Input Power	50 W	75 W	100 W
Impedance	50 Ω		
VSWR	0 - 2.0 GHz : ≤ 1.25:1 2.0 - 3.0 GHz : ≤ 1.5:1		
Mechanical			
Connection(s)	N(f) or 7/16 DIN(f)		
Dimensions	ø45 x 155 mm / ø1.77 x 6 in.	ø56 x 210 mm / ø2.20 x 8.26 in.	W: 70 x H: 70 x L: 180 mm / W:2.75 x H: 2.75 x L: 7 in.
Weight	Approx. 431 g / 1.0 lb.	Approx. 942 g / 2.08 lb.	Approx. 2060 g / 4.54 lb.
Environmental			
Operating temperature range	-30 °C to +60 °C		

### ORDERING

Model	Product No.
PRL 50W-N(f)	210000603
PRL 75W-N(f)	210000612
PRL 100W-SQ-N(f)	210000635
PRL 50W-7/16(f)	210000912
PRL 75W-7/16(f)	210002169
PRL 100W-SQ-7/16(f)	210002171

DIMENSION



All dimensions are given in mm.

DIMENSION TABLE

MODEL	A	B
PRL 50W-N(f)	18.5 mm (0.73 in.)	153.5 mm (6.04 in.)
PRL 50W-7/16(f)	21.5 mm (0.85 in.)	156.5 mm (6.16 in.)
	A	C
PRL 75W-N(f)	18.5 mm (0.73 in.)	203.5 mm (8.01 in.)
PRL 75W-7/16(f)	21.5 mm (0.85 in.)	206.5 mm (8.13 in.)
	A	E
PRL 100W-SQ-N(f)	18.5 mm (0.73 in.)	178.5 mm (7.03 in.)
PRL 100W-SQ-7/16(f)	21.5 mm (0.85 in.)	181.5 mm (7.15 in.)

